



Disc Usage

DISC USAGE

***User Guide
Version 3.0***



Summary Contents

| | | |
|----------|---------------------------|----------|
| 1 | INTRODUCTION | 4 |
| 1.1 | NAVIGATION | 4 |
| 2 | DISK USAGE | 5 |
| 2.1 | QUOTA USAGE | 5 |
| 2.2 | SETUP/ENVIRONMENT | 6 |

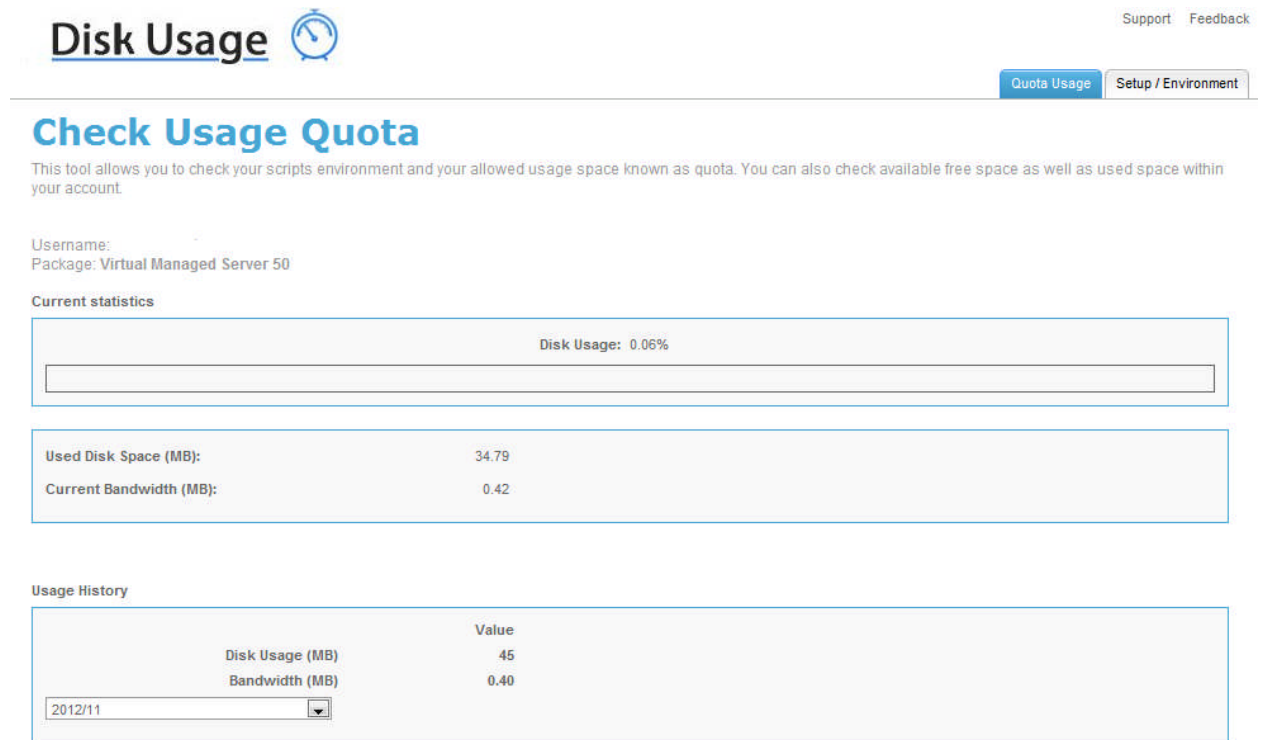
1 Introduction

This tool allows you to check your scripts environment and your allowed usage space known as quota. You can also check available free space as well as used space within your account.

TO LAUNCH DISK USAGE:

- Click on the **Disk Usage icon**.

The application opens in a new window:



1.1 Navigation

The main menu is located on the top right corner of Disk Usage:

- **Quota Usage:** links you to the quota usage page. You can check available free space as well as used space within your account.
- **Setup/Environment:** links you to the page that allows you to check your scripts environment.
- **Support:** opens online help files for Disk Usage in a new window.
- **Feedback:** allows you to send feedback concerning Disk Usage.


2 Disk Usage

2.1 Quota Usage

Quota usage allows you to check your scripts environment and your allowed usage space known as quota. You can also check available free space as well as used space within your account.

To Check Usage Quota:

1. Click **Quota Usage**.

Disk Usage  [Support](#) [Feedback](#)

[Quota Usage](#) [Setup / Environment](#)

Check Usage Quota

This tool allows you to check your scripts environment and your allowed usage space known as quota. You can also check available free space as well as used space within your account.

Username:
Package: Virtual Managed Server 50


Current statistics

Disk Usage: 0.06%

| | |
|-------------------------|-------|
| Used Disk Space (MB): | 34.79 |
| Current Bandwidth (MB): | 0.42 |

Usage History


| | Value |
|-----------------|-------|
| Disk Usage (MB) | 45 |
| Bandwidth (MB) | 0.40 |

2012/11 

2. This page displays usage information pertaining to your account. Information such as used disk space, free disk space and bandwidth:
 - **Disc usage (%)**
 - **Available disk space (MB)**
 - **Used disk space (MB)**
 - **Free disk space (MB)**
 - **Available bandwidth (MB)**
 - **Current bandwidth (MB)**
 - **Mailboxes (used/available)**
3. Information regarding the usage history displays by selecting a date from the drop down menu.

2.2 Setup/Environment

This tool allows you to check your scripts environment.

Disk Usage 

Support Feedback

Quota UsageSetup / Environment

View Scripts Environment

This tool allows you to check your scripts environment.

Setup Instructions

Getting started with your new web hosting plan

- Place your HTML pages into the /public directory.
- Place your CGIs into the /cgi-bin or /public directory. In /public it should end with .cgi or .pl.
- The subdirectory /logs contains your raw access log
- The subdirectory /stats contains your web statistics based on the above log.

Your hosting server is **hostingc1.megawebservers.com**
Your home dir is **/services/webpages/air/**

Scripts Environment

```
/services/webpages/air/public/Y3VzdG9tcGhwaW5mby5waHA=.php

GATEWAY_INTERFACE      CGI/1.1
HTTP_ACCEPT             text/html,application/xhtml+xml,application/xml;q=0.9,*/*;q=0.8
HTTP_ACCEPT_ENCODING    gzip,deflate,sdch
HTTP_ACCEPT_LANGUAGE    ru-RU,ru;q=0.8,en-US;q=0.6,en;q=0.4
HTTP_CACHE_CONTROL      max-age=259200
HTTP_CONNECTION         keep-alive
HTTP_HOST               193.46.86.222
HTTP_USER_AGENT         Mozilla/5.0 (Windows NT 6.1) AppleWebKit/536.11 (KHTML, like Gecko) Chrome/20.0.1132.57 Safari/536.11
PATH                   /usr/bin:/bin:/usr/sbin:/sbin
REMOTE_ADDR             193.46.86.222
SERVER_ADDR             216.251.43.17
SERVER_ADMIN            or webmaster
SERVER_NAME
SERVER_PORT             80
SERVER_PROTOCOL         HTTP/1.1
SERVER_SOFTWARE          Apache
```

[View PHP information](#)

<< DOCUMENT END >>